

International Pole and Aerial Sports Federation

Code of Points – Tracksuit Addendum

Appendix

2024



www.polesports.org

Copyright © 2024 IP SF

This document must only be used for competitions endorsed by the International Pole and Aerial Sports Federation.

It is a criminal offence to reproduce or utilise this appendix without the express permission of the IP SF.



TRACKSUIT APPENDIX TO IPSF CODES OF POINTS

Introduction

The rules below serve as an appendix to the IPSF Code of Points and the National Rules and apply to all disciplines. These rules and amendments are to be read together with the IPSF Codes of Points and the National rules.

All athletes and their IPSF-registered coaches must wear a tracksuit. There are 5 types of tracksuits. Which type that must be worn depends on which level of competition the athlete is competing in. See specifications/rules below on each tracksuit option that all athletes/coaches must follow.

The following conditions are applicable to ALL TRACKSUITS:

- Official tracksuits must be sports tracksuits and must include matching trousers (leggings are not allowed), t-shirt/tank top and a jacket. Hoodies/hood-style tops are not allowed.
- All athletes that wear tracksuits 1, 2, 4 or 5 all need to have the identical sponsor logos visible. That means that athletes are not allowed to wear individual sponsor for these tracksuits. This is true for all garments.
- Under hot weather conditions it is acceptable to wear only the t-shirt or tank top without of the jacket except during the medal ceremony and receiving scores on the kiss & cry.
- Sports Trainers/sneakers must be worn with tracksuits. Bare feet and socks (non-slip socks are recommended) are also permissible. No other shoes are permitted, included platform trainers/sneakers.
- Members representing the same team/region/federation must all wear the same tracksuit.
- Only athletes and IPSF recognised coaches are permitted to wear the official tracksuit.
- Accessories to the tracksuit such as handbags/bags/caps/mobile phones of any kind are not allowed on the kiss and cry or on stage during the medal ceremony.
- The athletes' name is permitted on the tracksuit jacket and on the t-shirt/tank top; the letter height must not be taller than 10cm. With that means the top part of the highest letter down to the lowest part of the lowest letter. This also applies to country name for tracksuit 5.
- Other logos, imagery and writing than mentioned in this appendix cannot be displayed on the tracksuit.
- If the rules in this appendix are not followed the Head Judge will deduct the athletes. Please see under Head Judge deductions in each discipline for more details.

TRACKSUIT 1 – TEAM TRACKSUIT

This tracksuit must be worn at a regional or a National Championship that doesn't have regional prelims. (If the National Championship does have regional prelims, Tracksuit 4 applies.) Tracksuit 1 represents the athlete's team, which can be a club/school/studio. If the NATIONAL athlete doesn't have a team they are required to wear Tracksuit 2. OPEN athletes that don't have a team must wear Tracksuit 3.

Rules specific for **TRACKSUIT 1** are:

- Team logo must be visibly worn on the tracksuit. The size of the logo cannot be more than 10x10cm. a maximum of 2 on each garment.
- A maximum of 5 sponsor's logos can be worn on the tracksuit (jacket, trousers and t-shirt/tank top. The limit of logos applies to each garment). The size of the logos cannot be larger than 10x10cm, and must be smaller than the team logo.
- Sponsor logos may not take a place of prominence over the team logo.
- When the manufacturing brand of the tracksuit is visible, the same rules apply as to the sponsor logos - that is that the size of the logos cannot be larger than 10x10cm, and must be smaller than the team logo. Every manufacturing brand logo counts as a sponsor logo, so it's included in the amount of logos used.
- Country/region name or flag are not allowed on the team tracksuits.

TRACKSUIT 2 – FEDERATION TRACKSUIT

This tracksuit must be worn by national athletes that don't have a team and therefore cannot wear Tracksuit 1. It's worn at a regional or a National Championship that doesn't have regional preliminaries. (If the National Championship does have regional prelims, Tracksuit 4 applies.) Please contact the national federation to obtain this tracksuit. OPEN athletes that don't have a team must wear Tracksuit 3.

Rules specific for **TRACKSUIT 2** are:

- Team/federation logo must be visibly worn on the tracksuit,. The size of the logo cannot be more than 10x10cm. a maximum of 2 on each garment.
- A maximum of 5 sponsor's logos can be worn on the tracksuit (jacket, trousers and t-shirt/tank top. The limit of logos applies to each garment). The size of the logos cannot be larger than 10x10cm, and must be smaller than the team/federations logo.
- Sponsor logos may not take a place of prominence over the team/federation logo.
- When the manufacturing brand of the tracksuit is visible, the same rules apply as to the sponsor logos - that is that the size of the logos cannot be larger than 10x10cm, and must be smaller than the team/federations logo. Every manufacturing brand logo counts as a sponsor logo, so it's included in the counting of logos.
- Country/region name or flag are not allowed on the team/federations tracksuits.

TRACKSUIT 3 - NON-LOGO TRACKSUIT

This tracksuit can only be worn by OPEN athletes at a National OPEN competition when they don't have a team to represent and therefore cannot wear Tracksuit 1. This option is also for those athletes who are competing under a neutral flag.

Rules specific for **TRACKSUIT 3** are:

- No Team/region/federation logo are allowed on Tracksuit 3.
- A maximum of 5 sponsor's logos can be worn on the tracksuit (jacket, trousers and t-shirt/tank top. The limit of logos applies to each garment). The size of the logos cannot be larger than 10x10cm.
- When the manufacturing brand of the tracksuit is visible, the same rules apply as to the sponsor logos - that is that the size of the logos cannot be larger than 10x10cm. Every manufacturing brand logo counts as a sponsor logo, so it's included in the counting of logos.
- Country/region name or flag are not allowed on Tracksuit 3.

TRACKSUIT 4 – REGIONAL TRACKSUIT

This tracksuit must be worn if the athlete has qualified at a Regional Championship and is competing at a national championship. This tracksuit represents the athletes region at which they qualified for the national championship. Please contact the national federation to obtain this tracksuit.

Rules specific for **TRACKSUIT 4** are:

- Regional logo must be worn visibly on the tracksuit. A Symbol/flag of the region are allowed on the tracksuit. The size of the logo cannot be more than 10x10cm. A maximum of 2 on each garment.
- A maximum of 5 sponsor's logos can be worn on the tracksuit (jacket, trousers and t-shirt/tank top. The limit of logos applies to each garment). The size of the logos cannot be larger than 10x10cm, and must be smaller than the region logo.
- Sponsor logos may not take a place of prominence over the region logo.
- When the brand of the tracksuit is visible, the same rules apply as to the sponsor logos - that is that the size of the logos cannot be larger than 10x10cm, and must be smaller than the region logo. Every brand logo counts as a sponsor logo, so is included in the counting of logos.
- Country name/flag are not allowed on the region tracksuits.

TRACKSUIT 5 – NATIONAL TRACKSUIT

This tracksuit must be worn if the athlete has qualified through a National Championship and is competing at the World Championships. This tracksuit represents the athlete's country. Please contact the national federation in your country to obtain this tracksuit. OPEN athletes that don't have an active federation in the country they are representing must contact the IPSF for guidance.


Rules specific for **TRACKSUIT 5** are:

- Federation logo must be worn on the tracksuit, either on the front or the back. The size of the logo cannot be more than 10x10cm. A maximum of 2 on each garment.
- A maximum of 5 sponsor's logos can be worn on the tracksuit (jacket, trousers and t-shirt/tank top. The limit of logos applies to each garment). The size of the logos cannot be larger than 10x10cm, and must be smaller than the federation logo.
- Sponsor logos may not take a place of prominence over the federation logo.
- When the manufacturing brand of the tracksuit is visible, the same rules apply as to the sponsor logos - that is that the size of the logos cannot be larger than 10x10cm, and must be smaller than the federation logo. Every manufacturing brand logo counts as a sponsor logo, so it's included in the counting of logos.
- Country name and/or flag are allowed on this tracksuit. In the country name the letter height must not be taller than 10cm.


EXAMPLES

Please note that these examples below show how each tracksuit could look like if the maximum number of allowed logos according to the rules above is used, of which one logo is the tracksuit brand logo. This is an **EXAMPLE** only. If any doubts remain, please contact the Federation in charge of the competition in question.


TRACKSUIT 1 – TEAM TRACKSUIT




TRACKSUIT 2 – FEDERATION TRACKSUIT




TRACKSUIT 3 – NON-LOGO TRACKSUIT



TRACKSUIT 4 – REGIONAL TRACKSUIT



TRACKSUIT 5 – NATIONAL TRACKSUIT



TEXT EXAMPLES – MAXIMUM HEIGHT EXPLANATION

PLEASE NOTE: This text template shows an explanation of the rules regarding the sizing of the letters – PLEASE NOTE that this is NOT a scaled example, but just an example on how to determine the text height across different kinds of fonts.

